





## SHAMNA RASHEED


RADIOGRAPHER - DHA UNIQUE ID: 78465412

### Contact

055 882 9465 

[shamnarasheed0@gmail.com](mailto:shamnarasheed0@gmail.com) 

Sharjah 

25 June 1989 

Indian 

### Professional Summary

Radiographer with extensive experience at Hospital, skilled in digital X-ray technology and patient positioning. Proven ability to handle emergency cases with care, ensuring high-quality imaging while adhering to safety protocols. Strong interpersonal skills enhance collaboration with medical teams, contributing to efficient radiology workflows and exceptional patient care.

### Skills

- Knowledge of radiographic equipment
- Familiarity with imaging modalities
- Strong interpersonal skills
- Positioning patients for radiographic exams
- Knowledge of radiation protection and safety protocols
- Proficiency in radiology software and technology

### Experience

#### RADIOGRAPHER

HAYATH HOSPITAL — Thrissur, Kerala

Sep 2023 - Oct 2024

- Good experience in general X-ray procedures, including chest, spine, limbs, and abdomen.
- Worked in emergency and trauma cases, handling patients carefully and quickly.
- Skilled in using digital X-ray machines and working with the PACS system to store and send images.
- Experienced in fluoroscopy procedures like IVP, Barium Swallow, Barium Meal, and Barium Enema.
- Basic knowledge of routine CT scans, including patient prep and positioning.
- Able to operate mobile X-ray units for ICU, OT, and bedside imaging.
- Understands the full workflow of a radiology department, including patient prep, assisting doctors, and keeping records.
- Regularly checks and maintains equipment as part of daily quality control.
- Experienced in performing ECG (Electrocardiogram) tests, including patient connection, monitoring, and printing accurate reports for doctors.

## **RADIOGRAPHER**

**Aug 2022 - Aug 2023**

SUDHARMA DIAGNOSTIC CENTRE — Malappuram, Kerala

- Assisted senior staff in general X-ray procedures for chest, limbs, spine, and abdomen.
- Gained experience in handling trauma and emergency cases with care and efficiency.
- Learned to operate digital X-ray machines
- Operated mobile X-ray units for ICU, OT, and bedside use under supervision.
- Became familiar with the day-to-day workflow of the radiology department, including patient preparation, assisting radiologists, and record keeping.

## **TRAINEE**

**May 2010 - Jun 2010**

REGIONAL CANCER CENTRE TRIVANDRUM — Trivandrum, Kerala

- Assisted experienced radiographers in positioning patients for X-rays, CT scans, and other radiologic procedures.
- Observed and learned techniques for producing high-quality diagnostic images while minimizing radiation exposure.
- Acquired practical experience in maintaining equipment and ensuring proper infection control measures.

## **Education**

---

### **DIPLOMA IN RADIOLOGICAL TECHNOLOGY (DRT)**

**Aug 2011** | AL SHIFA COLLEGE OF PARAMEDICAL SCIENCES — Perinthalmanna, Kerala-India

## **Certifications**

---

- DHA-Allied Health Technician-Radiography-Medical Imaging. DHA Unique ID:78465412
- BASIC LIFE SUPPORT-American Heart Association Basic Life Support (CPR and AED) Program. E Card Code 255608691528

## **Machines Handled**

---

Conventional x-ray (300 & 500 MA) & Computed Radiography (Fuji Capsula)

Portable X-ray & Dental X-Ray

C-Arm Equipment and Cath Lab Ultra-Sonography

16 Detector Multi Slice Computed Tomography

## **Personal Information**

---

Gender: Female

Marital Status: Married

Visa Status: Residence visa (Husband Sponsorship)

Languages Known: English, Malayalam, Hindi

## **References**

---

References available upon request

## **Disclaimer**

---

I hereby declare that the above-mentioned details are true to the best of my knowledge and belief.